



# DAILY CURRENCY REPORT

1 June 2026

1 June 2026

## Domestic Currencies

Currency	Expiry	Open	High	Low	Close	% Change
USDINR	25-Jun-26	95.9400	96.0000	95.1200	95.2650	-0.83
USDINR	29-Jul-26	96.1800	96.2450	95.5600	95.6475	-0.73
EURINR	25-Jun-26	111.8500	112.0000	111.0150	111.1925	-0.79
GBPINR	25-Jun-26	129.1725	129.1900	127.8100	128.0575	-0.91
JPYINR	25-Jun-26	60.3500	60.3500	60.0025	60.0200	-0.88

## Open Interest Snapshot

Currency	Expiry	% Change	% Oi Change	Oi Status
USDINR	25-Jun-26	-0.83	21.05	Fresh Selling
USDINR	29-Jul-26	-0.73	16.79	Fresh Selling
EURINR	25-Jun-26	-0.79	50.09	Fresh Selling
GBPINR	25-Jun-26	-0.91	6.71	Fresh Selling
JPYINR	25-Jun-26	-0.88	-4.82	Long Liquidation

## Global Indices

Index	Last	%Chg
Nifty	23547.75	-1.50
Dow Jones	51032.46	0.72
NASDAQ	26972.62	0.20
CAC	8183.34	-0.07
FTSE 100	10409.28	-0.16
Nikkei	66994.65	1.00

## International Currencies

Currency	Last	% Change
EURUSD	1.1645	-0.03
GBPUSD	1.3455	0.01
USDJPY	159.49	0.08
USDCAD	1.3809	0.09
USDAUD	1.3916	-0.06
USDCHF	0.7831	0.17

1 June 2026

## Technical Snapshot



**SELL USDINR JUN @ 95.3 SL 95.5 TGT 95.1-94.9.**

### Trading Levels

Expiry	Close	R2	R1	PP	S1	S2
25-Jun-26	95.2650	96.34	95.80	95.46	94.92	94.58

### Observations

USDINR trading range for the day is 94.58-96.34.

Rupee strengthened after the holiday break on reduced pressure from elevated oil prices and easing Middle East tensions.

Optimism grew following reports that the United States and Iran were moving toward extending their ceasefire arrangement for 60 days.

The rupee has weakened roughly 5% since the conflict involving Iran escalated earlier this year and remained on track for a monthly decline.

Technical Snapshot



**SELL EURINR JUN @ 111.2 SL 111.5 TGT 110.9-110.7.**

Trading Levels

Expiry	Close	R2	R1	PP	S1	S2
25-Jun-26	111.1925	112.39	111.79	111.40	110.80	110.41

Observations

EURINR trading range for the day is 110.41-112.39.

Euro dropped amid Rupee firmness and as markets assessed both Middle East developments and shifting expectations for European monetary policy.

Investors parsed the latest ECB meeting minutes, which showed several policymakers viewed the April decision to hold rates as a close call.

Money markets are now pricing in an almost fully expected 25-basis-point rate hike on June 11.

Technical Snapshot



**SELL GBPINR JUN @ 128.2 SL 128.5 TGT 127.9-127.7.**

Trading Levels

Expiry	Close	R2	R1	PP	S1	S2
25-Jun-26	128.0575	129.73	128.89	128.35	127.51	126.97

Observations

GBPINR trading range for the day is 126.97-129.73.

GBP dropped as investors weighed developments in Middle East diplomacy alongside shifting expectations for UK interest rates.

UK data pointing to a cooling labor market, softer-than-expected inflation, and signs of moderating economic activity.

UK retail sales volumes dropped 1.3% month-on-month in April 2026, worse than expectations of a 0.6% fall.

1 June 2026

## Technical Snapshot



**SELL JPYINR JUN @ 60.1 SL 60.3 TGT 59.9-59.7.**

## Trading Levels

Expiry	Close	R2	R1	PP	S1	S2
25-Jun-26	60.0200	60.47	60.24	60.12	59.89	59.77

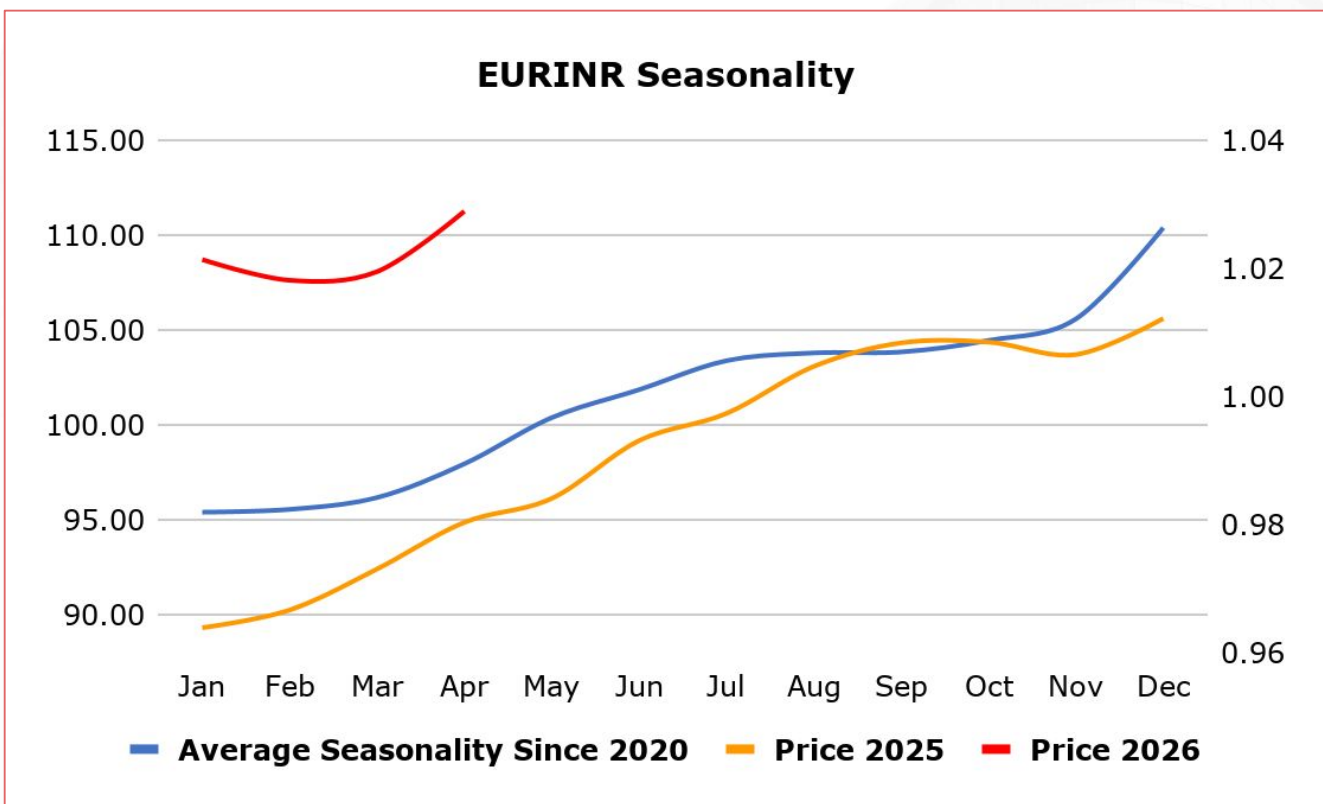
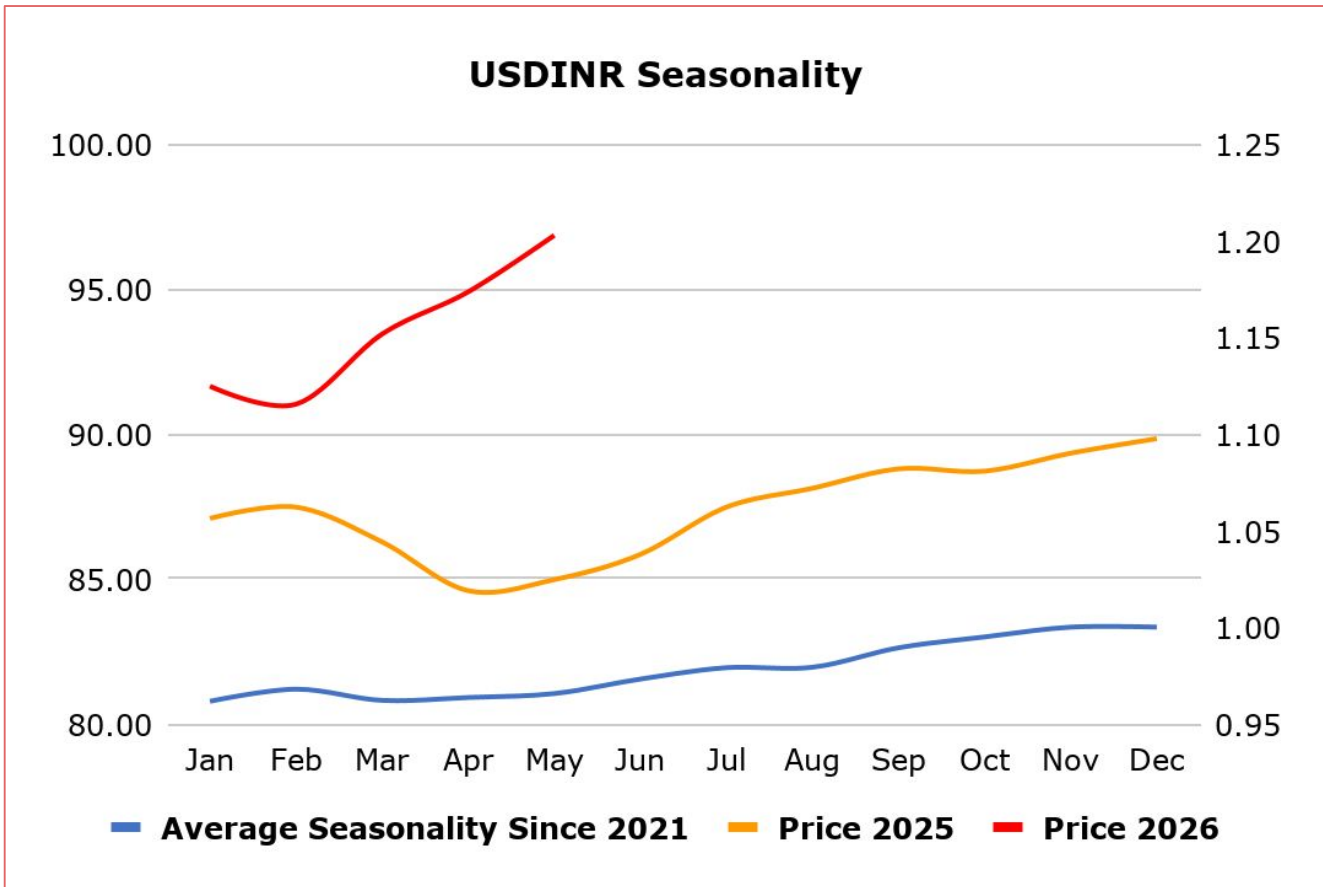
## Observations

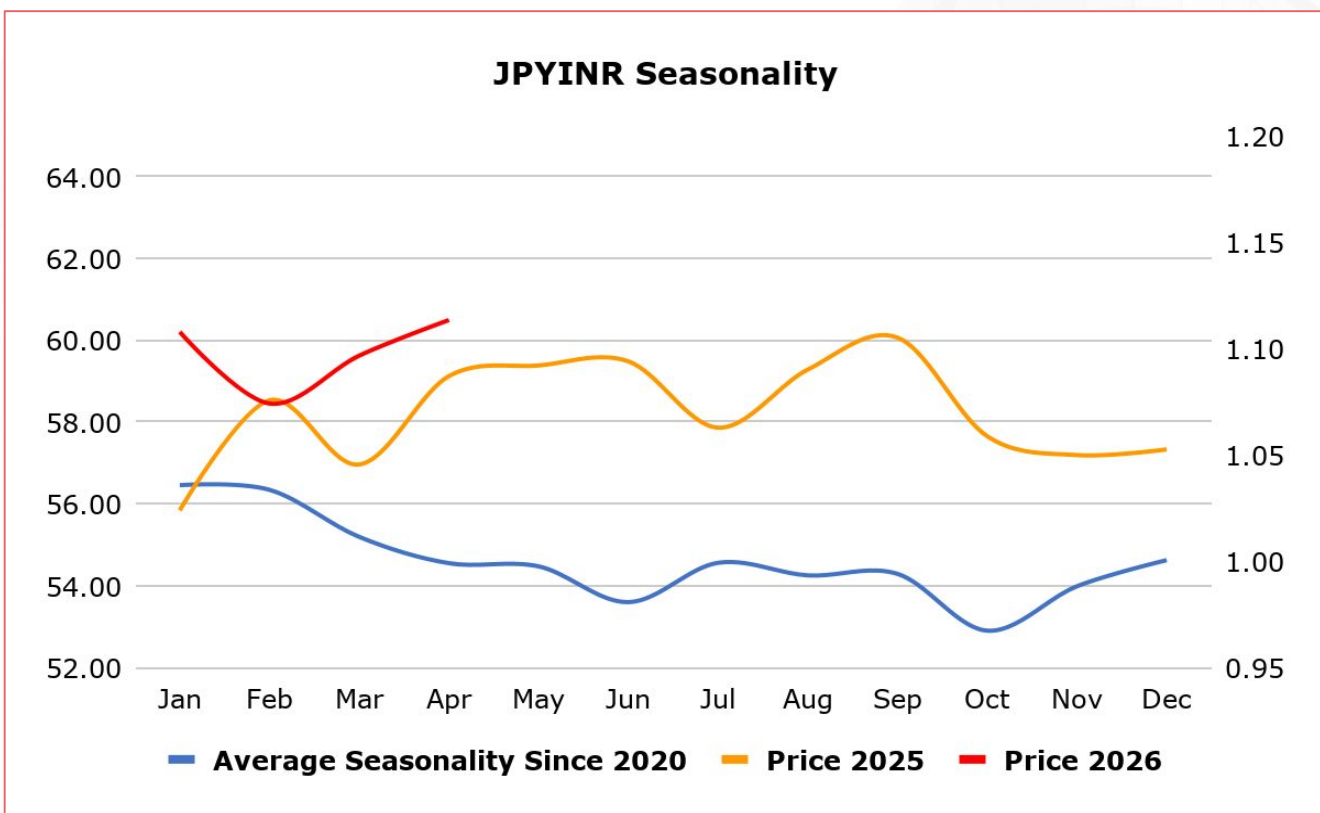
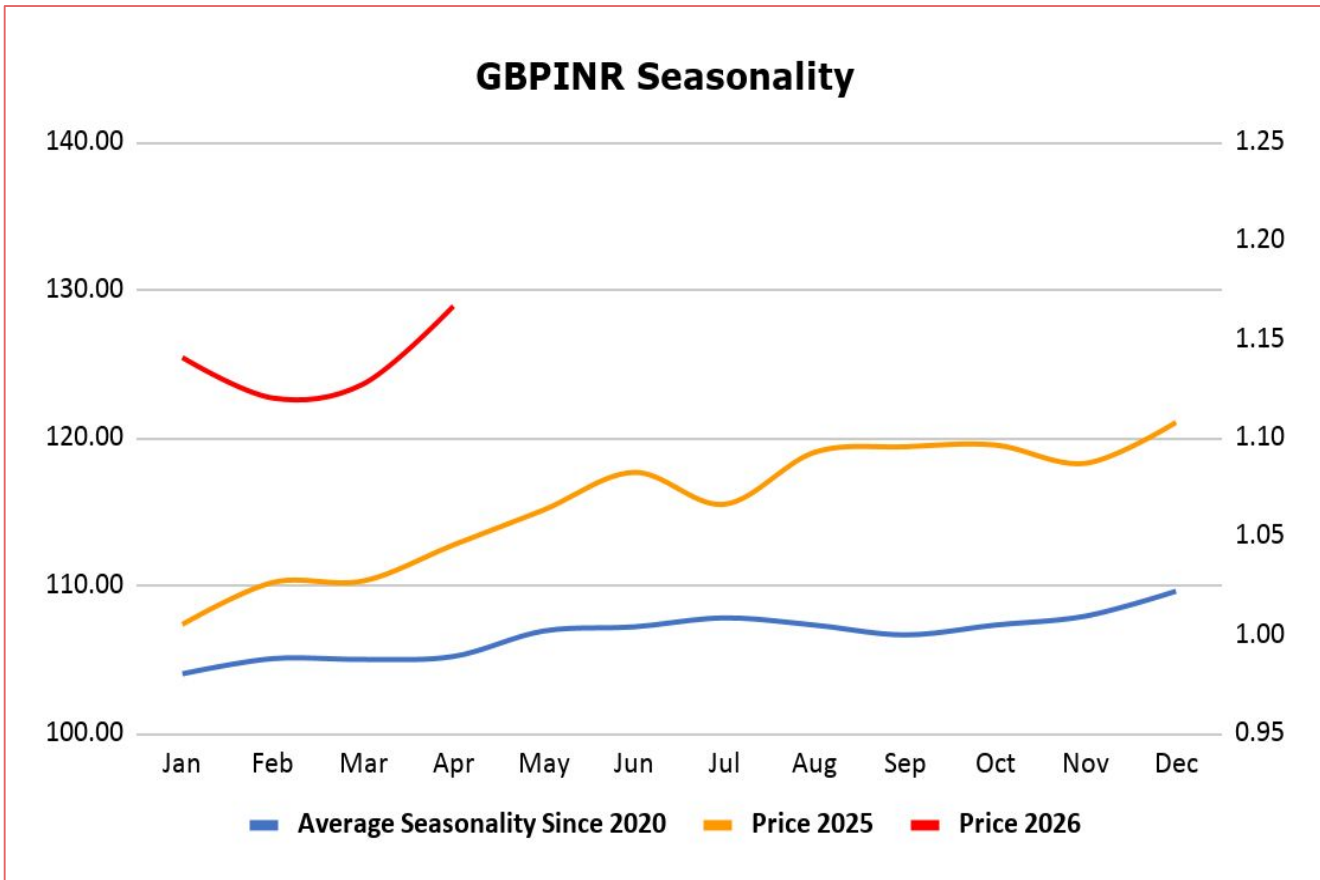
JPYINR trading range for the day is 59.77-60.47.

JPY dropped as Rupee firmness weighed despite Finance Minister warned that authorities could intervene in the foreign exchange market.

Retail sales in Japan grew 2.1% year-on-year in April 2026, following a downwardly revised 1.4% rise in the previous.

Japan's industrial production rose 0.8% mom in April 2026, reversing a 0.4% drop in the prior month.





## Economic Data

1 June 2026

Date	Curr.	Data
Jun 1	EUR	German Final Manufacturing PMI
Jun 1	EUR	Final Manufacturing PMI
Jun 1	EUR	M3 Money Supply y/y
Jun 1	EUR	Private Loans y/y
Jun 1	EUR	Unemployment Rate
Jun 1	USD	Final Manufacturing PMI
Jun 1	USD	ISM Manufacturing PMI
Jun 1	USD	ISM Manufacturing Prices
Jun 1	USD	Construction Spending m/m
Jun 2	EUR	Core CPI Flash Estimate y/y
Jun 2	EUR	CPI Flash Estimate y/y
Jun 2	USD	JOLTS Job Openings
Jun 3	EUR	German Final Services PMI
Jun 3	EUR	Final Services PMI
Jun 3	EUR	PPI m/m

Date	Curr.	Data
Jun 3	USD	ADP Non-Farm Employment
Jun 3	USD	Final Services PMI
Jun 3	USD	ISM Services PMI
Jun 3	USD	Factory Orders m/m
Jun 3	USD	Crude Oil Inventories
Jun 4	EUR	Retail Sales m/m
Jun 4	USD	Unemployment Claims
Jun 4	USD	Revised Nonfarm Productivity q/q
Jun 4	USD	Revised Unit Labor Costs q/q
Jun 4	USD	Natural Gas Storage
Jun 5	EUR	Final Employment Change q/q
Jun 5	EUR	Revised GDP q/q
Jun 5	USD	Average Hourly Earnings m/m
Jun 5	USD	Non-Farm Employment Change
Jun 5	USD	Unemployment Rate

## News

Federal Reserve Vice Chair Philip Jefferson said it was appropriate to focus on returning inflation to the central bank's 2% target given the U.S. labour market has been "very resilient" to the current energy shock. "When I'm thinking about my policy decision meeting by meeting, I'm absolutely focused on price stability, but by mandate I also need to keep in mind what's happening in the labour market," Jefferson said. "The U.S. labour market has been very resilient to the current shock. Given that resiliency, it seems appropriate that the focus will be on returning inflation to 2%," he said. Jefferson said it was difficult to say "moment by moment" what exactly the Fed's rate policy could be given the uncertainty over the extent and duration of the war-induced energy shock. "What all segments of society are noticing is increasing energy and gasoline prices in particular. We are sensitive to how that's impacting the lives of everyday people," he said. But the challenge for the U.S. economy was that aside from the fallout from the energy shock, expanding AI investment was boosting growth, he said.

Retail sales in Japan grew 2.1% year-on-year in April 2026, following a downwardly revised 1.4% rise in the previous month and surpassing market expectations for a 1.3% gain. It was the fastest increase since April 2025, supported by government efforts, including a stimulus package aimed at boosting consumption and easing price pressures. On a monthly basis, retail trade grew 1.3%, following a downwardly revised 1.0% gain in March, and marking the fastest increase in three months. Japan's industrial production rose 0.8% mom in April 2026, reversing a 0.4% drop in the prior month and defying market forecasts for a 0.9% decline. It was the first rise since January, amid resilient overseas demand and a recovery in domestic manufacturing activity, although escalating Middle East tensions continued to pose risks to supply chains and energy costs. Japan's unemployment rate fell to 2.5% in April 2026, below both market expectations and March's 2.7% reading. The figure marked the lowest jobless rate since July 2025, as the number of unemployed decreased by 70 thousand to an eight-month low of 1.79 million.

**Scan the QR to connect  
with us**



**KEDIA ADVISORY**

## **KEDIA STOCKS & COMMODITIES RESEARCH PVT LTD.**

Mumbai. INDIA.

For more details, please contact Mobile: +91 9619551022

Email: [info@kediaadvisory.com](mailto:info@kediaadvisory.com)

SEBI REGISTRATION NUMBER - INH000006156

For more information or to subscribe for monthly updates

Visit [www.kediaadvisory.com](http://www.kediaadvisory.com)

This Report is prepared and distributed by Kedia Stocks & Commodities Research Pvt Ltd. for information purposes only. The recommendations, if any, made herein are expressions of views and/or opinions and should not be deemed or construed to be neither advice for the purpose of purchase or sale through KSCRPL nor any solicitation or offering of any investment /trading opportunity. These information/opinions/ views are not meant to serve as a professional investment guide for the readers. No action is solicited based upon the information provided herein. Recipients of this Report should rely on information/data arising out of their own investigations. Readers are advised to seek independent professional advice and arrive at an informed trading/investment decision before executing any trades or making any investments. This Report has been prepared on the basis of publicly available information, internally developed data and other sources believed by KSCRPL to be reliable. KSCRPL or its directors, employees, affiliates or representatives do not assume any responsibility for or warrant the accuracy, completeness, adequacy and reliability of such information/opinions/ views. While due care has been taken to ensure that the disclosures and opinions given are fair and reasonable, none of the directors, employees, affiliates or representatives of KSCRPL shall be liable for any direct, indirect, special, incidental, consequential, punitive or exemplary damages, including lost profits arising in any way whatsoever from the information/opinions/views contained in this Report. The possession, circulation and/or distribution of this Report may be restricted or regulated in certain jurisdictions by appropriate laws. No action has been or will be taken by KSCRPL in any jurisdiction (other than India), where any action for such purpose (s) is required. Accordingly, this Report shall not be possessed, circulated and/ or distributed in any such country or jurisdiction unless such action is in compliance with all applicable laws and regulations of such country or jurisdiction. KSCRPL requires such a recipient to inform himself about and to observe any restrictions at his own expense, without any liability to KSCRPL. Any dispute arising out of this Report shall be subject to the exclusive jurisdiction of the Courts in India.